

4423 m.

GRAN PREMIO RED BULL DE ESPAÑA

Race

Classification after 23 laps = 101.729 km

29

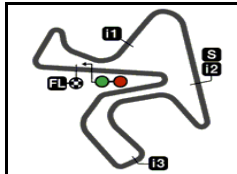
Pos		Rider	Nation	Team	Motorcycle	Total Time	Km/h	Gap
1	25	21 Fabio DI GIANNANTONIO	ITA	Federal Oil Gresini Moto2	KALEX	39'07.396	156.0	
2	20	72 Marco BEZZECCHI	ITA	SKY Racing Team VR46	KALEX	39'09.118	155.8	1.722
3	16	22 Sam LOWES	GBR	Elf Marc VDS Racing Team	KALEX	39'09.625	155.8	2.229
4	13	87 Remy GARDNER	AUS	Red Bull KTM Ajo	KALEX	39'10.415	155.8	3.019
5	11	25 Raul FERNANDEZ	SPA	Red Bull KTM Ajo	KALEX	39'15.967	155.4	8.571
6	10	97 Xavi VIERGE	SPA	Petronas Sprinta Racing	KALEX	39'19.577	155.2	12.181
7	9	79 Ai OGURA	JPN	IDEMITSU Honda Team Asia	KALEX	39'19.709	155.1	12.313
8	8	16 Joe ROBERTS	USA	Italtrans Racing Team	KALEX	39'19.919	155.1	12.523
9	7	44 Aron CANET	SPA	Inde Aspar Team	BOSCOSCURO	39'21.803	155.0	14.407
10	6	23 Marcel SCHROTTER	GER	Liqui Moly Intact GP	KALEX	39'24.548	154.8	17.152
11	5	42 Marcos RAMIREZ	SPA	American Racing	KALEX	39'25.467	154.8	18.071
12	4	9 Jorge NAVARRO	SPA	Lightech Speed Up	BOSCOSCURO	39'26.116	154.7	18.720
13	3	62 Stefano MANZI	ITA	Flexbox HP40	KALEX	39'33.171	154.3	25.775
14	2	7 Lorenzo BALDASSARRI	ITA	MV Agusta Forward Racing	MV AGUSTA	39'33.292	154.3	25.896
15	1	64 Bo BENDSNEYDER	NED	Pertamina Mandalika SAG Team	KALEX	39'34.722	154.2	27.326
16		19 Lorenzo DALLA PORTA	ITA	Italtrans Racing Team	KALEX	39'38.755	153.9	31.359
17		55 Hafizh SYAHRIN	MAL	NTS RW Racing GP	NTS	39'43.241	153.6	35.845
18		13 Celestino VIETTI	ITA	SKY Racing Team VR46	KALEX	39'43.829	153.6	36.433
19		12 Thomas LUTHI	SWI	Pertamina Mandalika SAG Team	KALEX	39'45.593	153.5	38.197
20		5 Yari MONTELLA	ITA	Lightech Speed Up	BOSCOSCURO	39'47.185	153.4	39.789
21		14 Tony ARBOLINO	ITA	Liqui Moly Intact GP	KALEX	39'47.479	153.3	40.083
22		32 Taiga HADA	JPN	NTS RW Racing GP	NTS	40'10.376	151.9	1'02.980
23		10 Tommaso MARCON	ITA	MV Agusta Forward Racing	MV AGUSTA	40'27.940	150.8	1'20.544
Not classified								
	6	Cameron BEAUBIER	USA	American Racing	KALEX	37'42.206	154.8	1 lap
	24	Simone CORSI	ITA	MV Agusta Forward Racing	MV AGUSTA	22'26.600	153.7	10 laps
	75	Albert ARENAS	SPA	Inde Aspar Team	BOSCOSCURO	19'06.926	152.7	12 laps
	40	Hector GARZO	SPA	Flexbox HP40	KALEX	8'42.281	152.4	18 laps
	35	Somkiat CHANTRA	THA	IDEMITSU Honda Team Asia	KALEX	5'18.982	149.7	20 laps
	37	Augusto FERNANDEZ	SPA	Elf Marc VDS Racing Team	KALEX	3'30.118	151.5	21 laps
	11	Nicolò BULEGA	ITA	Federal Oil Gresini Moto2	KALEX	3'34.300	148.6	21 laps

The results are provisional until the end of the limit for protest and appeals.

Time limit for protest expires 30' after publication of the results - Time:

These data/results cannot be reproduced, stored and/or transmitted in whole or in part by any manner of electronic, mechanical, photocopying, recording, broadcasting or otherwise now known or herein after developed without the previous express consent by the copyright owner, except for reproduction in daily press and regular printed publications on sale to the public within 60 days of the event related to those data/results and always provided that copyright symbol appears together as follows below.

© DORNA, 2021



4423 m.

GRAN PREMIO RED BULL DE ESPAÑA
Race

Classification after 23 laps = 101.729 km

29

Pos	Rider	Nation	Team	Motorcycle	Total Time	Km/h	Gap
-----	-------	--------	------	------------	------------	------	-----

Race condition: **Dry**

Air: **20°**

Humidity: **40%**

Ground: **38°**

Pole Position:

Fastest Lap (New record):

Best Race Lap:

All Time Lap Record:

		Remy GARDNER	1'40.667	158.1 Km/h
Lap 3		Sam LOWES	1'41.313	157.1 Km/h
2019		Lorenzo BALDASSARRI	1'41.539	156.8 Km/h
2021		Remy GARDNER	1'40.667	158.1 Km/h

12:05'25

12:18'33

12:20'59

12:22'19

12:23'32

12:25'25 Augusto FERNANDEZ

12:25'25 Nicolò BULEGA

12:28'06 Somkiat CHANTRA

12:30'36 Hector GARZO

12:41'35 Albert ARENAS

12:45'01 Simone CORSI

12:47'25 Tony ARBOLINO

12:47'42 Stefano MANZI

12:50'30 Joe ROBERTS

12:50'32 Celestino VIETTI

13:00'15 Cameron BEAUBIER

SIGHTING LAP START

WARM UP LAP START

RACE START

No jump start

long lap penalty

crashed out - Rider OK

crashed out - Rider OK

crashed out - Rider OK

crashed out - Rider OK

crashed out - Rider OK

crashed out - Rider OK

crashed out - Rider OK

crashed out - Rider OK

crashed out - Rider OK

crashed out - Rider OK

crashed out - Rider OK

The results are provisional until the end of the limit for protest and appeals.

Time limit for protest expires 30' after publication of the results - Time:

These data/results cannot be reproduced, stored and/or transmitted in whole or in part by any manner of electronic, mechanical, photocopying, recording, broadcasting or otherwise now known or herein after developed without the previous express consent by the copyright owner, except for reproduction in daily press and regular printed publications on sale to the public within 60 days of the event related to those data/results and always provided that copyright symbol appears together as follows below.

© DORNA, 2021

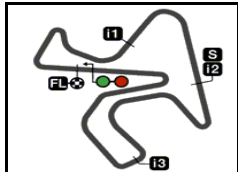
Official MotoGP Timing by TISSOT

www.motogp.com

Jerez de la Frontera, Sunday, May 02, 2021

Page 2 of 2





GRAN PREMIO RED BULL DE ESPAÑA

30

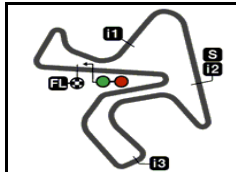
4423 m.

World Championship Classification

Rider		Points	Leader	Previous	QAT	DOH	POR	SPA	FRA	ITA	CAT	GER	NED	FIN	AUT	GBR	ARA	RSM	JPN	THA	AUS	MAL	VAL
1	GARDNER Remy	AUS	69		20	20	16	13															
2	LOWES Sam	GBR	66	3	3	25	25	-	16														
3	FERNANDEZ Raul	SPA	63	6	3	11	16	25	11														
4	BEZZECCHI Marco	ITA	56	13	7	13	13	10	20														
5	DI GIANNANTONIO Fabio	ITA	52	17	4	16	6	5	25														
6	ROBERTS Joe	USA	31	38	21	10	-	13	8														
7	CANET Aron	SPA	30	39	1	3	-	20	7														
8	VIERGE Xavi	SPA	26	43	4	-	7	9	10														
9	FERNANDEZ Augusto	SPA	23	46	3	2	10	11	-														
10	OGURA Ai	JPN	20	49	3	0	11	-	9														
11	SCHROTTER Marcel	GER	20	49	0	8	-	6	6														
12	VIETTI Celestino	ITA	13	56	7	4	9	-	0														
13	NAVARRO Jorge	SPA	13	56	0	6	3	0	4														
14	BEAUBIER Cameron	USA	12	57	1	5	-	7	-														
15	BENDSNEYDER Bo	NED	12	57	0	7	4	-	1														
16	MANZI Stefano	ITA	11	58	1	0	8	-	3														
17	DIXON Jake	GBR	9	60	2	9	-	-	-														
18	GARZO Hector	SPA	8	61	1	-	0	8	-														
19	RAMIREZ Marcos	SPA	6	63	2	-	-	1	5														
20	DALLA PORTA Lorenzo	ITA	6	63	0	0	2	4	0														
21	ARBOLINO Tony	ITA	5	64	1	0	5	0	0														
22	ARENAS Albert	SPA	4	65	1	0	1	3	-														
23	BALDASSARRI Lorenzo	ITA	4	65	0	-	0	2	2														
24	LUTHI Thomas	SWI	1	68	3	1	-	0	0														
25	SYAHRIN Hafizh	MAL	0	69	1	-	0	0	0														

These data/results cannot be reproduced, stored and/or transmitted in whole or in part by any manner of electronic, mechanical, photocopying, recording, broadcasting or otherwise now known or herein after developed without the previous express consent by the copyright owner, except for reproduction in daily press and regular printed publications on sale to the public within 60 days of the event related to those data/results and always provided that copyright symbol appears together as follows below.
© DORNA, 2021





GRAN PREMIO RED BULL DE ESPAÑA

30

4423 m.

World Championship Classification

Rider	Points	Leader	Previous	QAT	DOH	POR	SPA	FRA	ITA	CAT	GER	NED	FIN	AUT	GBR	ARA	RSM	JPN	THA	AUS	MAL	VAL		
26 BULEGA Nicolò	ITA	0	69	0	0	0	-	-																
27 MONTELLA Yari	ITA	0	69	0	0	0	-	0																
28 CHANTRA Somkiat	THA	0	69	0	-	0	0	-																
29 PONS Miquel	SPA	0	69	0	-	-	0	-																
30 ROGERS Fraser	GBR	0	69	0	-	-	0	-																
31 HADA Taiga	JPN	0	69	0	-	-	-	0																
32 MARCON Tommaso	ITA	0	69	0	-	-	-	0																

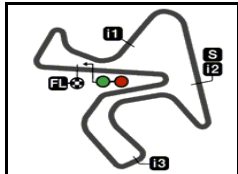
Constructor	Points	Leader	Previous	QAT	DOH	POR	SPA	FRA	ITA	CAT	GER	NED	FIN	AUT	GBR	ARA	RSM	JPN	THA	AUS	MAL	VAL		
1 KALEX	100			25	25	25	25																	
2 BOSCOSCURO	36	64	64	6	3	20	7																	
3 MV AGUSTA	4	96	32	-	-	2	2																	

Team	Points	Leader	Previous	QAT	DOH	POR	SPA	FRA	ITA	CAT	GER	NED	FIN	AUT	GBR	ARA	RSM	JPN	THA	AUS	MAL	VAL		
1 RED BULL KTM AJO	132			31	36	41	24																	
2 ELF MARC VDS RACING TEAM	89	43	43	27	35	11	16																	
3 SKY RACING TEAM VR46	69	63	20	17	22	10	20																	
4 FEDERAL OIL GRESINI MOTO2	52	80	17	16	6	5	25																	
5 ITALTRANS RACING TEAM	37	95	15	10	2	17	8																	
6 PETRONAS SPRINTA RACING	35	97	2	9	7	9	10																	
7 INDE ASPAR TEAM	34	98	1	3	1	23	7																	
8 LIQUI MOLY INTACT GP	25	107	9	8	5	6	6																	
9 IDEMITSU HONDA TEAM ASIA	20	112	5	-	11	-	9																	

These data/results cannot be reproduced, stored and/or transmitted in whole or in part by any manner of electronic, mechanical, photocopying, recording, broadcasting or otherwise now known or herein after developed without the previous express consent by the copyright owner, except for reproduction in daily press and regular printed publications on sale to the public within 60 days of the event related to those data/results and always provided that copyright symbol appears together as follows below.
© DORNA, 2021

Official MotoGP Timing by TISSOT
www.motogp.com





GRAN PREMIO RED BULL DE ESPAÑA

30

4423 m.

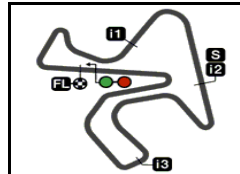
World Championship Classification

Team	<i>Points</i>	<i>Leader Previous</i>	QAT	DOH	POR	SPA	FRA	ITA	CAT	GER	NED	FIN	AUT	GBR	ARA	RSM	JPN	THA	AUS	MAL	VAL	
10 FLEXBOX HP40	19	113	1	-	8	8	3															
11 AMERICAN RACING	18	114	1	5	-	8	5															
12 PERTAMINA MANDALIKA SAG TEAM	13	119	5	8	4	-	1															
13 LIGHTECH SPEED UP	13	119	0	6	3	-	4															
14 MV AGUSTA FORWARD RACING	4	128	9	-	-	2	2															

These data/results cannot be reproduced, stored and/or transmitted in whole or in part by any manner of electronic, mechanical, photocopying, recording, broadcasting or otherwise now known or herein after developed without the previous express consent by the copyright owner, except for reproduction in daily press and regular printed publications on sale to the public within 60 days of the event related to those data/results and always provided that copyright symbol appears together as follows below.
© DORNA, 2021

Official MotoGP Timing by **TISSOT**
www.motogp.com





4423 m.

GRAN PREMIO RED BULL DE ESPAÑA
Race
Lap Chart

31

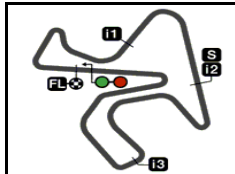
Pos	1	2	3	4	5	6	7	8	9	10	11	12	13	14	15	16	17	18	19	20	21	22	23	24	25	26	27	28	29	30
Grid	87	21	72	25	22	97	37	16	79	44	9	11	42	64	6	75	23	62	40	7	35	19	14	24	12	5	55	13	32	10



	1	21	87	37	25	97	22	72	79	42	16	44	23	9	6	62	64	40	7	11	75	24	32	35	19	12	14	5	13	10	55
	2	21	87	37	25	22	97	72	79	42	16	44	23	6	9	62	11	7	40	24	64	75	35	19	12	32	14	13	5	55	10
	3	21	87	25	22	72	97	79	42	16	44	23	6	9	62	7	40	24	64	35	19	12	75	13	32	5	14	55	10		
	4	21	87	25	22	72	97	79	16	42	44	23	6	9	62	7	40	24	64	19	12	13	75	5	14	55	32	10			
	5	21	87	25	22	72	97	79	16	42	44	23	6	9	62	7	40	64	24	19	12	13	75	5	14	55	32	10			
	6	21	87	25	22	72	97	79	16	42	44	23	6	9	62	7	64	24	19	12	13	75	5	14	55	32	10				
	7	21	87	25	22	72	97	79	16	44	42	23	6	9	62	7	64	24	19	12	13	75	5	14	55	32	10				
	8	21	25	87	22	72	97	79	16	44	42	23	6	9	7	62	64	24	19	12	13	5	55	75	14	32	10				
	9	21	25	87	72	22	97	79	16	44	42	23	6	9	7	62	64	24	19	12	13	5	55	75	14	32	10				
	10	21	25	87	72	22	97	79	16	44	42	23	6	9	7	62	64	24	19	12	13	5	55	75	14	32	10				
L	11	21	25	72	87	22	97	79	16	44	42	23	6	9	62	7	64	24	19	12	13	5	55	75	14	32	10				
a	12	21	25	72	87	22	97	79	16	44	42	23	6	9	7	62	64	24	19	12	13	5	55	14	32	10					
P	13	21	25	72	87	22	97	79	16	44	42	23	6	9	62	7	64	24	19	13	12	55	5	14	32	10					
S	14	21	25	72	87	22	97	79	16	44	42	23	6	9	62	7	64	19	13	12	55	5	14	32	10						
	15	21	25	72	87	22	97	79	16	44	42	23	6	9	7	62	64	19	13	12	55	5	14	32	10						
	16	21	25	72	87	22	97	79	16	44	23	42	6	9	7	62	64	19	13	12	55	5	14	32	10						
	17	21	72	25	87	22	97	79	16	44	23	42	6	9	7	62	64	19	13	12	55	5	14	32	10						
	18	21	72	25	87	22	97	79	16	44	23	42	6	9	7	62	64	19	13	12	55	5	14	32	10						
	19	21	72	25	87	22	97	79	16	44	23	42	6	9	62	7	64	19	13	12	55	5	14	32	10						
	20	21	72	25	22	87	97	79	16	44	23	42	6	9	62	7	64	19	13	55	12	5	14	32	10						
	21	21	72	25	22	87	97	79	16	44	23	42	6	9	62	7	64	19	55	13	12	5	14	32	10						
	22	21	72	22	87	25	97	79	16	44	23	6	42	9	62	7	64	19	55	13	12	5	14	32	10						
	23	21	72	22	87	25	97	79	16	44	23	42	9	62	7	64	19	55	13	12	5	14	32	10							

Winner Lapped rider

These data/results cannot be reproduced, stored and/or transmitted in whole or in part by any manner of electronic, mechanical, photocopying, recording, broadcasting or otherwise now known or herein after developed without the previous express consent by the copyright owner, except for reproduction in daily press and regular printed publications on sale to the public within 60 days of the event related to those data/results and always provided that copyright symbol appears together as follows below.



4423 m.

GRAN PREMIO RED BULL DE ESPAÑA

Race

Fastest Lap of Each Rider

32

	Rider	Nation	Team	Motorcycle	Time	Lap Total	Gap
1	22 Sam LOWES	GBR	Elf Marc VDS Racing Team	KALEX	1'41.313	3 23	
2	72 Marco BEZZECCHI	ITA	SKY Racing Team VR46	KALEX	1'41.371	4 23	0.058 0.058
3	25 Raul FERNANDEZ	SPA	Red Bull KTM Ajo	KALEX	1'41.394	3 23	0.081 0.023
4	21 Fabio DI GIANNANTONIO	ITA	Federal Oil Gresini Moto2	KALEX	1'41.505	6 23	0.192 0.111
5	87 Remy GARDNER	AUS	Red Bull KTM Ajo	KALEX	1'41.597	17 23	0.284 0.092
6	37 Augusto FERNANDEZ	SPA	Elf Marc VDS Racing Team	KALEX	1'41.787	2 2	0.474 0.190
7	97 Xavi VIERGE	SPA	Petronas Sprinta Racing	KALEX	1'41.824	4 23	0.511 0.037
8	79 Ai OGURA	JPN	IDEMITSU Honda Team Asia	KALEX	1'41.939	4 23	0.626 0.115
9	16 Joe ROBERTS	USA	Italtrans Racing Team	KALEX	1'42.065	20 23	0.752 0.126
10	42 Marcos RAMIREZ	SPA	American Racing	KALEX	1'42.080	2 23	0.767 0.015
11	6 Cameron BEAUBIER	USA	American Racing	KALEX	1'42.143	7 22	0.830 0.063
12	44 Aron CANET	SPA	Inde Aspar Team	BOSCO SCURO	1'42.155	14 23	0.842 0.012
13	40 Hector GARZO	SPA	Flexbox HP40	KALEX	1'42.195	5 5	0.882 0.040
14	23 Marcel SCHROTTER	GER	Liqui Moly Intact GP	KALEX	1'42.233	4 23	0.920 0.038
15	9 Jorge NAVARRO	SPA	Lightech Speed Up	BOSCO SCURO	1'42.245	21 23	0.932 0.012
16	11 Nicolò BULEGA	ITA	Federal Oil Gresini Moto2	KALEX	1'42.385	2 2	1.072 0.140
17	62 Stefano MANZI	ITA	Flexbox HP40	KALEX	1'42.396	5 23	1.083 0.011
18	64 Bo BENDSNEYDER	NED	Pertamina Mandalika SAG Team	KALEX	1'42.403	4 23	1.090 0.007
19	7 Lorenzo BALDASSARRI	ITA	MV Agusta Forward Racing	MV AGUSTA	1'42.404	10 23	1.091 0.001
20	19 Lorenzo DALLA PORTA	ITA	Italtrans Racing Team	KALEX	1'42.554	10 23	1.241 0.150
21	13 Celestino VIETTI	ITA	SKY Racing Team VR46	KALEX	1'42.620	10 23	1.307 0.066
22	24 Simone CORSI	ITA	MV Agusta Forward Racing	MV AGUSTA	1'42.631	3 13	1.318 0.011
23	12 Thomas LUTHI	SWI	Pertamina Mandalika SAG Team	KALEX	1'42.645	9 23	1.332 0.014
24	55 Hafizh SYAHRIN	MAL	NTS RW Racing GP	NTS	1'42.691	19 23	1.378 0.046
25	35 Somkiat CHANTRA	THA	IDEMITSU Honda Team Asia	KALEX	1'42.811	3 3	1.498 0.120
26	5 Yari MONTELLA	ITA	Lightech Speed Up	BOSCO SCURO	1'42.868	9 23	1.555 0.057
27	14 Tony ARBOLINO	ITA	Liqui Moly Intact GP	KALEX	1'42.919	6 23	1.606 0.051
28	75 Albert ARENAS	SPA	Inde Aspar Team	BOSCO SCURO	1'43.033	5 11	1.720 0.114
29	32 Taiga HADA	JPN	NTS RW Racing GP	NTS	1'43.678	10 23	2.365 0.645
30	10 Tommaso MARCON	ITA	MV Agusta Forward Racing	MV AGUSTA	1'44.554	2 23	3.241 0.876

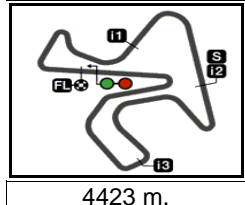
These data/results cannot be reproduced, stored and/or transmitted in whole or in part by any manner of electronic, mechanical, photocopying, recording, broadcasting or otherwise now known or herein after developed without the previous express consent by the copyright owner, except for reproduction in daily press and regular printed publications on sale to the public within 60 days of the event related to those data/results and always provided that copyright symbol appears together as follows below.

© DORNA, 2021

Official MotoGP Timing by TISSOT
www.motogp.com

Jerez de la Frontera, Sunday, May 02, 2021



GRAN PREMIO RED BULL DE ESPAÑA

After the Race

Event Best Maximum Speed

33



Rider	Nation Team	Motorcycle	Km/h	
40 Hector GARZO	SPA Flexbox HP40	KALEX	257.1	Race
35 Somkiat CHANTRA	THA IDEMITSU Honda Team Asia	KALEX	255.3	Race
72 Marco BEZZECCHI	ITA SKY Racing Team VR46	KALEX	254.1	Race
62 Stefano MANZI	ITA Flexbox HP40	KALEX	254.1	Race
19 Lorenzo DALLA PORTA	ITA Italtrans Racing Team	KALEX	253.5	Race
32 Taiga HADA	JPN NTS RW Racing GP	NTS	253.5	Race
14 Tony ARBOLINO	ITA Liqui Moly Intact GP	KALEX	252.9	Race
42 Marcos RAMIREZ	SPA American Racing	KALEX	252.9	Race
6 Cameron BEAUBIER	USA American Racing	KALEX	252.9	Warm Up
79 Ai OGURA	JPN IDEMITSU Honda Team Asia	KALEX	252.9	Race
64 Bo BENDSNEYDER	NED Pertamina Mandalika SAG Team	KALEX	252.9	Race
75 Albert ARENAS	SPA Inde Aspar Team	BOSCOSCURO	252.9	Race
37 Augusto FERNANDEZ	SPA Elf Marc VDS Racing Team	KALEX	252.3	Warm Up
12 Thomas LUTHI	SWI Pertamina Mandalika SAG Team	KALEX	252.3	Race
25 Raul FERNANDEZ	SPA Red Bull KTM Ajo	KALEX	252.3	Race
87 Remy GARDNER	AUS Red Bull KTM Ajo	KALEX	252.3	Warm Up
44 Aron CANET	SPA Inde Aspar Team	BOSCOSCURO	251.7	Warm Up
13 Celestino VIETTI	ITA SKY Racing Team VR46	KALEX	251.7	Race
11 Nicolò BULEGA	ITA Federal Oil Gresini Moto2	KALEX	251.7	Race
22 Sam LOWES	GBR Elf Marc VDS Racing Team	KALEX	251.7	Race
97 Xavi VIERGE	SPA Petronas Sprinta Racing	KALEX	251.1	Race
5 Yari MONTELLA	ITA Lightech Speed Up	BOSCOSCURO	251.1	Race
16 Joe ROBERTS	USA Italtrans Racing Team	KALEX	251.1	Race
55 Hafizh SYAHRIN	MAL NTS RW Racing GP	NTS	251.1	Race
21 Fabio DI GIANNANTONIO	ITA Federal Oil Gresini Moto2	KALEX	251.1	Warm Up
9 Jorge NAVARRO	SPA Lightech Speed Up	BOSCOSCURO	251.1	Race
24 Simone CORSI	ITA MV Agusta Forward Racing	MV AGUSTA	250.0	Race
23 Marcel SCHROTTER	GER Liqui Moly Intact GP	KALEX	250.0	Warm Up
7 Lorenzo BALDASSARRI	ITA MV Agusta Forward Racing	MV AGUSTA	249.4	Race
96 Jake DIXON	GBR Petronas Sprinta Racing	KALEX	248.8	Free Practice Nr. 3
10 Tommaso MARCON	ITA MV Agusta Forward Racing	MV AGUSTA	247.1	Race

These data/results cannot be reproduced, stored and/or transmitted in whole or in part by any manner of electronic, mechanical, photocopying, recording, broadcasting or otherwise now known or herein after developed without the previous express consent by the copyright owner, except for reproduction in daily press and regular printed publications on sale to the public within 60 days of the event related to those data/results and always provided that copyright symbol appears together as follows below.

© DORNA, 2021

Official MotoGP Timing by TISSOT
www.motogp.com

Jerez de la Frontera, Sunday, May 02, 2021





GRAN PREMIO RED BULL DE ESPAÑA

Race

Chronological Analysis of Performances

34

* Lap / Sector time cancelled **T1** Time from finish line to 1st intermediate **T3** Time from 2nd intermed. to 3rd intermed.
P Crossing the finish line in pit lane **T2** Time from 1st intermed. to 2nd intermed. **T4** Time from 3rd intermediate to finish line

Lap	Lap Time	T1	T2	T3	T4	Speed	Lap	Lap Time	T1	T2	T3	T4	Speed
1st 21 Fabio DI GIANNANT Federal Oil Gresini M ITA							19	1'41.716	25.167	15.187	30.171	31.191	247.7
Runs=1 Total laps=23 Full laps=22							20	1'41.882	25.220	15.249	30.138	31.275	248.2
1	1'47.538	30.907	15.206	30.112	31.313	245.4	21	1'42.153	25.351	15.180	30.293	31.329	250.0
2	1'41.524	25.143	15.107	29.988	31.286	247.1	22	1'42.400	25.422	15.238	30.380	31.360	249.4
3	1'41.635	25.110	15.147	30.028	31.350	247.1	23	1'42.420	25.429	15.223	30.355	31.413	247.7
4	1'41.560	25.149	15.150	29.983	31.278	246.5	3rd 22 Sam LOWES Elf Marc VDS Racing GBR						
5	1'41.526	25.018	15.118	29.980	31.410	248.2	Runs=1 Total laps=23 Full laps=20						
6	1'41.505	25.014	15.173	30.028	31.290	248.2	1	1'49.196	31.918	15.175	30.640	31.463	251.1
7	1'41.639	25.093	15.162	30.012	31.372	248.2	2	1'41.687	25.411	15.013	30.158	31.105	251.7
8	1'41.662	25.084	15.175	30.021	31.382	247.7	3	1'41.313	25.216	15.002	30.007	31.088	249.4
9	1'41.683	25.133	15.181	30.043	31.326	247.7	4	1'41.683	25.123	15.102	30.247	31.211	249.4
10	1'41.760	25.125	15.170	30.148	31.317	248.8	5	1'41.618	25.142	15.084	30.168	31.224	249.4
11	1'41.637	25.082	15.110	30.089	31.356	248.2	6	1'41.803	25.258	15.088	30.098	31.359	250.5
12	1'41.674	25.130	15.107	30.103	31.334	249.4	7	1'42.116	25.300	15.090	30.305	31.421	248.2
13	1'41.647	25.152	15.114	30.084	31.297	248.8	8	1'42.362	25.484	15.105	30.250	31.523	250.0
14	1'41.773	25.167	15.166	30.083	31.357	247.7	9	1'42.047	25.387	15.227	30.283	31.150	245.4
15	1'41.971	25.269	15.173	30.182	31.347	247.7	10	1'41.925	25.344	15.166	30.159	31.256	248.2
16	1'41.901	25.275	15.198	30.094	31.334	246.5	11	1'41.777	25.273	15.077	30.172	31.255	249.4
17	1'41.659	25.211	15.144	29.975	31.329	248.2	12	1'41.700 *	25.351*	15.063	30.122	31.165	250.0
18	1'41.704	25.105	15.136	30.009	31.454	247.7	13	1'41.884 *	25.185	15.062	30.302	31.335*	249.4
19	1'41.871	25.171	15.232	30.124	31.344	247.1	14	1'41.670	25.225	15.175	30.120	31.150	248.2
20	1'41.741	25.184	15.173	30.055	31.329	247.7	15	1'41.911	25.300	15.127	30.292	31.192	247.7
21	1'42.046	25.254	15.191	30.110	31.491	248.2	16	1'41.774	25.200	15.135	30.165	31.274	247.7
22	1'42.101	25.311	15.167	30.134	31.489	248.2	17	1'41.645	25.294	15.099	30.121	31.131	249.4
23	1'43.639	25.397	15.307	30.304	32.631	244.8	18	1'41.799	25.265	15.150	30.151	31.233	247.7
2nd 72 Marco BEZZECCHI SKY Racing Team VR ITA							19	1'41.863	25.398	15.159	30.192	31.114	247.7
Runs=1 Total laps=23 Full laps=21							20	1'41.901	25.350	15.143	30.237	31.171	249.4
1	1'49.282	31.394	15.275	31.268	31.345	243.7	21	1'42.125	25.303	15.183	30.297	31.342	250.0
2	1'42.048	25.635	15.042	30.275	31.096	252.3	22	1'41.890	25.551	15.116	30.074	31.149	247.7
3	1'41.719	25.348	15.061	30.183	31.127	254.1	23	1'41.936	25.301	15.258	30.124	31.253	246.0
4	1'41.371	25.207	15.066	30.037	31.061	249.4	4th 87 Remy GARDNER Red Bull KTM Ajo AUS						
5	1'41.525	25.176	15.028	30.145	31.176	250.5	Runs=1 Total laps=23 Full laps=21						
6	1'41.627	25.205	15.066	30.203	31.153	251.7	1	1'47.902	31.088	15.230	30.372	31.212	246.5
7	1'41.881 *	25.295	15.102	30.245	31.239*	250.5	2	1'41.774	25.203	15.072	30.221	31.278	248.8
8	1'42.383	25.328	15.084	30.250	31.721	250.5	3	1'41.730	25.196	15.122	30.246	31.166	247.7
9	1'41.561	25.224	15.051	30.140	31.146	250.0	4	1'41.660	25.262	15.166	30.126	31.106	247.7
10	1'41.667	25.252	15.038	30.308	31.069	253.5	5	1'41.636	25.234	15.142	30.097	31.163	247.1
11	1'41.607	25.283	14.986	30.139	31.199	254.1	6	1'42.116	25.356	15.202	30.370	31.188	248.2
12	1'41.583	25.173	15.034	30.253	31.123	251.1	7	1'42.200	25.246	15.214	30.380	31.360	246.5
13	1'41.721	25.128	15.025	30.476	31.092	250.5	8	1'42.501	25.245	15.204	30.629	31.423	247.1
14	1'41.559	25.294	15.043	30.143	31.079	249.4	9	1'41.684	25.188	15.182	30.208	31.106	248.2
15	1'41.823	25.385	15.012	30.298	31.128	249.4	10	1'41.649	25.239	15.137	30.288	30.985	249.4
16	1'41.773	25.224	15.078	30.279	31.192	249.4	11	1'42.114	25.316	15.116	30.329	31.353	250.0
17	1'41.770	25.178	15.076	30.220	31.296	252.3	12	1'41.809	25.308	15.160	30.235	31.106	248.8
18	1'41.647	25.226	15.134	30.118	31.169	248.2							

Fastest Lap: Sam LOWES Elf Marc VDS Racing GBR 1'41.313 25.216 15.002 30.007 31.088

These data/results cannot be reproduced, stored and/or transmitted in whole or in part by any manner of electronic, mechanical, photocopying, recording, broadcasting or otherwise now known or herein after developed without the previous express consent by the copyright owner, except for reproduction in daily press and regular printed publications on sale to the public within 60 days of the event related to those data/results and always provided that copyright symbol appears together as follows below.
 © DORNA, 2021



Race

Moto2

Lap	Lap Time	T1	T2	T3	T4	Speed	Lap	Lap Time	T1	T2	T3	T4	Speed
13	1'41.993	25.235	15.187	30.461	31.110	247.1	17	1'42.286	25.381	15.238	30.291	31.376	248.2
14	1'41.643	25.237	15.117	30.249	31.040	248.8	18	1'42.172	25.346	15.269	30.237	31.320	246.0
15	1'41.700	25.309	15.142	30.200	31.049	247.1	19	1'42.269	25.359	15.311	30.266	31.333	246.5
16	1'41.841	25.299	15.166	30.172	31.204	247.7	20	1'42.064	25.236	15.300	30.204	31.324	247.1
17	1'41.597	25.214	15.152	30.170	31.061	248.2	21	1'43.295	25.298	15.356	30.514	32.127	247.7
18	1'41.841	25.290	15.221	30.215	31.115	248.2	22	1'42.335	25.294	15.279	30.373	31.389	248.2
19	1'42.090	25.370	15.243	30.246	31.231	249.4	23	1'42.673	25.355	15.306	30.492	31.520	246.0
20	1'42.457	25.392	15.218	30.663	31.184	248.2							
21	1'42.010	25.272	15.128	30.339	31.271	252.3							
22	1'42.220	25.459	15.221	30.381	31.159	248.8							
23	1'42.248 *	25.415	15.193	30.365	31.275*	248.2							

5th		25		Raul FERNANDEZ		Red Bull KTM Ajo		SPA	
		Runs=1		Total laps=23		Full laps=22			
1	1'48.577	31.624	15.143	30.534	31.276	249.4			
2	1'41.587	25.291	15.050	30.127	31.119	250.5			
3	1'41.394	25.107	15.091	30.096	31.100	250.0			
4	1'41.988	25.309	15.111	30.228	31.340	251.1			
5	1'41.575	25.161	15.094	30.122	31.198	250.5			
6	1'41.840	25.221	15.120	30.316	31.183	252.3			
7	1'42.211	25.278	15.141	30.428	31.364	251.1			
8	1'42.095	25.290	15.133	30.310	31.362	251.1			
9	1'41.516	25.095	15.238	30.048	31.135	248.2			
10	1'41.742	25.165	15.210	30.080	31.287	248.8			
11	1'41.641	25.214	15.139	30.133	31.155	248.2			
12	1'41.626	25.104	15.173	30.137	31.212	249.4			
13	1'41.801	25.213	15.209	30.164	31.215	249.4			
14	1'41.578	25.228	15.154	29.994	31.202	248.8			
15	1'41.819	25.335	15.166	30.130	31.188	248.2			
16	1'41.807	25.230	15.194	30.158	31.225	247.1			
17	1'42.152	25.229	15.241	30.134	31.548	248.8			
18	1'42.231	25.499	15.161	30.175	31.396	250.0			
19	1'42.129	25.295	15.237	30.300	31.297	247.7			
20	1'42.027	25.324	15.186	30.172	31.345	248.8			
21	1'42.268	25.474	15.207	30.222	31.365	250.5			
22	1'44.366	26.049	15.270	30.920	32.127	251.1			
23	1'45.997	26.357	15.566	31.452	32.622	247.7			

6th		97		Xavi VIERGE		Petronas Sprinta Raci		SPA	
		Runs=1		Total laps=23		Full laps=22			
1	1'49.123	31.846	15.196	30.472	31.609	251.1			
2	1'42.065	25.247	15.109	30.443	31.266	249.4			
3	1'42.202	25.367	15.148	30.458	31.229	250.0			
4	1'41.824	25.252	15.158	30.193	31.221	249.4			
5	1'42.234	25.292	15.141	30.377	31.424	249.4			
6	1'42.136	25.250	15.179	30.292	31.415	249.4			
7	1'42.099	25.281	15.164	30.281	31.373	249.4			
8	1'42.433	25.341	15.260	30.450	31.382	248.8			
9	1'42.205	25.300	15.240	30.274	31.391	248.2			
10	1'42.158	25.309	15.252	30.323	31.274	249.4			
11	1'42.153	25.262	15.268	30.262	31.361	248.8			
12	1'42.319	25.273	15.298	30.342	31.406	247.7			
13	1'42.416	25.449	15.248	30.299	31.420	248.8			
14	1'42.247	25.261	15.271	30.344	31.371	247.7			
15	1'42.555	25.438	15.267	30.410	31.440	246.5			
16	1'42.314	25.358	15.252	30.320	31.384	246.5			

7th		79		Ai OGURA		IDEMITSU Honda Te		JPN	
		Runs=1		Total laps=23		Full laps=22			
1	1'49.517	32.128	15.192	30.748	31.449	252.9			
2	1'42.067	25.484	15.096	30.271	31.216	252.9			
3	1'41.965	25.344	15.083	30.285	31.253	251.1			
4	1'41.939	25.297	15.067	30.289	31.286	251.7			
5	1'42.083	25.278	15.096	30.278	31.431	250.5			
6	1'42.059	25.227	15.166	30.325	31.341	252.3			
7	1'42.226	25.340	15.179	30.345	31.362	251.1			
8	1'42.371	25.331	15.189	30.455	31.396	250.5			
9	1'42.258	25.308	15.231	30.330	31.389	250.5			
10	1'42.173	25.344	15.191	30.318	31.320	252.3			
11	1'42.174	25.288	15.241	30.255	31.390	249.4			
12	1'42.322	25.270	15.179	30.404	31.469	252.3			
13	1'42.456	25.421	15.252	30.319	31.464	251.1			
14	1'42.307	25.385	15.191	30.328	31.403	249.4			
15	1'42.423	25.396	15.171	30.384	31.472	250.0			
16	1'42.381	25.423	15.221	30.312	31.425	248.2			
17	1'42.307	25.441	15.242	30.245	31.379	250.0			
18	1'42.230	25.345	15.214	30.300	31.371	249.4			
19	1'42.081	25.280	15.220	30.268	31.313	250.0			
20	1'42.185	25.311	15.173	30.412	31.289	250.5			
21	1'43.080	25.269	15.154	30.539	32.118	251.7			
22	1'42.462	25.434	15.200	30.399	31.429	251.7			
23	1'42.643	25.306	15.258	30.556	31.523	248.8			

8th		16		Joe ROBERTS		Italtrans Racing Team		USA	
		Runs=1		Total laps=23		Full laps=19			
1	1'50.012	32.013	15.161	31.373	31.465	250.0			
2	1'42.132 *	25.398	15.074	30.349	31.311*	250.0			
3	1'42.174	25.402	15.105	30.338	31.329	248.2			
4	1'42.072	25.286	15.050	30.376	31.360	251.1			
5	1'42.176	25.335	15.130	30.373	31.338	248.2			
6	1'42.133	25.334	15.189	30.344	31.266	246.0			
7	1'42.288	25.282	15.182	30.428	31.396	248.2			
8	1'42.264	25.342	15.246	30.382	31.294	247.1			
9	1'42.102	25.345	15.176	30.339	31.242	247.7			
10	1'42.250	25.336	15.220	30.485	31.209	247.7			
11	1'42.318	25.476	15.191	30.363	31.288	247.7			
12	1'42.354	25.333	15.198	30.527	31.296	247.7			
13	1'42.107	25.348	15.159	30.354	31.246	247.1			
14	1'42.289	25.414	15.190	30.378	31.307	247.7			
15	1'42.429	25.558	15.199	30.364	31.308	247.1			
16	1'42.297 *	25.422	15.150	30.332	31.393*	247.1			
17	1'42.213 *	25.43*	15.209	30.370	31.202	248.2			
18	1'42.074	25.324	15.105	30.348	31.297	248.8			
19	1'42.338	25.450	15.253	30.376	31.259	248.2			
20	1'42.065	25.301	15.156	30.381	31.227	247.1			

Fastest Lap: Sam LOWES Elf Marc VDS Racing GBR 1'41.313 25.216 15.002 30.007 31.088

These data/results cannot be reproduced, stored and/or transmitted in whole or in part by any manner of electronic, mechanical, photocopying, recording, broadcasting or otherwise now known or herein after developed without the previous express consent by the copyright owner, except for reproduction in daily press and regular printed publications on sale to the public within 60 days of the event related to those data/results and always provided that copyright symbol appears together as follows below.
© DORNA, 2021

Race

Moto2

Lap	Lap Time	T1	T2	T3	T4	Speed	Lap	Lap Time	T1	T2	T3	T4	Speed
9th 44 Aron CANET							11th 42 Marcos RAMIREZ						
Inde Aspar Team SPA							American Racing SPA						
Runs=1 Total laps=23 Full laps=21							Runs=1 Total laps=23 Full laps=21						
1	1'50.188	32.967	15.227	30.582	31.412	251.1	1	1'49.779	32.288	15.135	30.820	31.536	252.9
2	1'42.297	25.355	15.055	30.527	31.360	251.1	2	1'42.080	25.354	15.068	30.359	31.299	252.3
3	1'42.377 *	25.381	15.141	30.398	31.457*	249.4	3	1'42.213	25.304	15.172	30.341	31.396	249.4
4	1'42.379	25.349	15.330	30.337	31.363	246.0	4	1'42.439 *	25.292	15.191	30.254	31.702*	248.8
5	1'42.185	25.311	15.157	30.461	31.256	248.8	5	1'42.465	25.456	15.181	30.406	31.422	248.8
6	1'42.211	25.443	15.123	30.374	31.271	250.0	6	1'42.404	25.389	15.216	30.378	31.421	249.4
7	1'42.418	25.323	15.178	30.393	31.524	250.0	7	1'42.773	25.333	15.253	30.308	31.879	247.7
8	1'42.265	25.411	15.206	30.391	31.257	247.1	8	1'42.623	25.518	15.287	30.359	31.459	248.8
9	1'42.229	25.271	15.234	30.396	31.328	247.1	9	1'42.320	25.334	15.247	30.320	31.419	248.8
10	1'42.330	25.335	15.261	30.444	31.290	247.7	10	1'42.316	25.356	15.235	30.344	31.381	248.8
11	1'42.161	25.408	15.192	30.321	31.240	247.7	11	1'42.371	25.384	15.255	30.307	31.425	248.8
12	1'42.293	25.391	15.139	30.475	31.288	248.8	12	1'42.377	25.413	15.201	30.359	31.404	249.4
13	1'42.211	25.275	15.231	30.421	31.284	247.1	13	1'42.349	25.370	15.229	30.330	31.420	248.2
14	1'42.155	25.291	15.172	30.361	31.331	247.7	14	1'42.338	25.339	15.236	30.330	31.433	247.7
15	1'42.263	25.363	15.213	30.322	31.365	248.2	15	1'42.465	25.386	15.254	30.350	31.475	247.7
16	1'42.366	25.417	15.196	30.408	31.345	247.7	16	1'43.493	25.466	15.882	30.650	31.495	246.5
17	1'42.309	25.328	15.183	30.471	31.327	248.8	17	1'42.532	25.415	15.250	30.379	31.488	249.4
18	1'42.308	25.315	15.228	30.391	31.374	247.1	18	1'42.469	25.324	15.358	30.299	31.488	246.0
19	1'42.346	25.306	15.220	30.541	31.279	246.5	19	1'42.406	25.371	15.319	30.327	31.389	247.7
20	1'42.287	25.389	15.179	30.409	31.310	247.7	20	1'42.416	25.344	15.268	30.360	31.444	247.7
21	1'42.499	25.377	15.187	30.526	31.409	248.2	21	1'42.714	25.405	15.265	30.432	31.612	248.8
22	1'42.634	25.389	15.217	30.504	31.524	247.7	22	1'43.022	25.476	15.270	30.574	31.702	249.4
23	1'43.092	25.403	15.282	30.581	31.826	246.0	23	1'43.103	25.506	15.326	30.489	31.782	247.7
10th 23 Marcel SCHROTTE							12th 9 Jorge NAVARRO						
Liqui Moly Intact GP GER							Lightech Speed Up SPA						
Runs=1 Total laps=23 Full laps=20							Runs=1 Total laps=23 Full laps=22						
1	1'50.402	32.859	15.293	30.891	31.359	250.0	1	1'50.776	33.036	15.312	30.874	31.554	250.5
2	1'42.445	25.429	15.170	30.488	31.358	250.0	2	1'42.881	25.327	15.154	30.726	31.674	251.1
3	1'42.317	25.390	15.224	30.394	31.309	248.2	3	1'42.594	25.364	15.156	30.616	31.458	251.1
4	1'42.233	25.306	15.182	30.406	31.339	250.0	4	1'42.588	25.362	15.198	30.554	31.474	251.1
5	1'42.339 *	25.338	15.238	30.378	31.385*	248.8	5	1'42.356	25.321	15.203	30.425	31.407	250.5
6	1'42.432	25.410	15.255	30.424	31.343	249.4	6	1'42.350	25.308	15.243	30.340	31.459	250.0
7	1'42.372	25.398	15.268	30.378	31.328	248.2	7	1'42.305	25.320	15.183	30.371	31.431	251.1
8	1'42.489	25.496	15.286	30.488	31.219	249.4	8	1'42.377	25.403	15.270	30.368	31.336	250.0
9	1'42.295	25.435	15.226	30.337	31.297	248.8	9	1'42.516	25.327	15.260	30.457	31.472	250.5
10	1'42.370	25.445	15.265	30.341	31.319	250.0	10	1'42.968	25.540	15.350	30.669	31.409	250.0
11	1'42.310	25.396	15.232	30.396	31.286	249.4	11	1'42.326	25.336	15.256	30.334	31.400	250.0
12	1'42.580 *	25.44*	15.405	30.444	31.283	248.8	12	1'42.540	25.350	15.274	30.441	31.475	250.5
13	1'42.345	25.391	15.240	30.419	31.295	248.8	13	1'42.572	25.401	15.309	30.455	31.407	248.8
14	1'42.293	25.346	15.245	30.410	31.292	248.2	14	1'42.442	25.281	15.285	30.392	31.484	248.8
15	1'42.372	25.478	15.209	30.353	31.332	248.8	15	1'42.573	25.447	15.314	30.370	31.442	250.0
16	1'42.746	25.505	15.323	30.523	31.395	246.5	16	1'42.529	25.382	15.331	30.367	31.449	248.8
17	1'42.447	25.486	15.309	30.357	31.295	247.7	17	1'42.762	25.464	15.305	30.416	31.577	250.0
18	1'42.464	25.424	15.334	30.350	31.356	247.7	18	1'42.595	25.279	15.374	30.399	31.543	249.4
19	1'42.381	25.416	15.302	30.368	31.295	247.1	19	1'42.373	25.298	15.312	30.382	31.381	248.8
20	1'42.666	25.446	15.318	30.516	31.386	247.1	20	1'42.295	25.325	15.266	30.357	31.347	249.4
21	1'42.612	25.424	15.268	30.467	31.453	247.7	21	1'42.245	25.234	15.247	30.360	31.404	250.5
22	1'42.898	25.460	15.307	30.602	31.529	247.7	22	1'42.264	25.241	15.251	30.266	31.506	250.5
23	1'42.740	25.403	15.344	30.507	31.486	246.0	23	1'42.889	25.456	15.357	30.455	31.621	249.4
13th 62 Stefano MANZI							13th 62 Stefano MANZI						
Flexbox HP40 ITA							Flexbox HP40 ITA						
Runs=1 Total laps=23 Full laps=19							Runs=1 Total laps=23 Full laps=19						
1	1'51.377	33.202	15.322	31.030	31.823	254.1	1	1'51.377	33.202	15.322	31.030	31.823	254.1
2	1'42.734	25.570	15.262	30.428	31.474	250.0	2	1'42.734	25.570	15.262	30.428	31.474	250.0

Fastest Lap: Sam LOWES Elf Marc VDS Racing GBR 1'41.313 25.216 15.002 30.007 31.088

These data/results cannot be reproduced, stored and/or transmitted in whole or in part by any manner of electronic, mechanical, photocopying, recording, broadcasting or otherwise now known or herein after developed without the previous express consent by the copyright owner, except for reproduction in daily press and regular printed publications on sale to the public within 60 days of the event related to those data/results and always provided that copyright symbol appears together as follows below.
© DORNA, 2021

Race

Moto2

Lap	Lap Time	T1	T2	T3	T4	Speed	Lap	Lap Time	T1	T2	T3	T4	Speed
3	1'42.790	25.524	15.233	30.573	31.460	250.5	7	1'42.500	25.453	15.260	30.440	31.347	248.2
4	1'42.610	25.462	15.258	30.435	31.455	250.0	8	1'42.407	25.343	15.313	30.364	31.387	248.2
5	1'42.396	25.427	15.226	30.337	31.406	250.5	9	1'42.511	25.407	15.270	30.456	31.378	249.4
6	1'42.606	25.459	15.244	30.427	31.476	250.5	10	1'42.846	25.497	15.338	30.510	31.501	249.4
7	1'42.700	25.430	15.341	30.463	31.466	249.4	11	1'42.611	25.450	15.248	30.488	31.425	249.4
8	1'43.096	25.410	15.324	30.552	31.810	248.8	12	1'42.897	25.497	15.263	30.587	31.550	247.7
9	1'42.745	25.487	15.296	30.540	31.422	249.4	13	1'43.195	25.467	15.259	30.801	31.668	249.4
10	1'42.433 *	25.37 *	15.316	30.458	31.288	250.5	14	1'42.827	25.478	15.260	30.487	31.602	248.8
11	1'42.877 *	25.415	15.246	30.587	31.629*	249.4	15	1'42.789	25.538	15.289	30.441	31.521	248.2
12	1'43.106	25.428	15.302	30.843	31.533	248.2	16	1'42.856	25.495	15.313	30.459	31.589	247.1
13	1'42.832	25.488	15.355	30.555	31.434	249.4	17	1'42.947	25.550	15.311	30.442	31.644	248.2
14	1'42.698	25.359	15.310	30.521	31.508	247.7	18	1'42.910	25.554	15.372	30.452	31.532	248.2
15	1'43.037 *	25.46*	15.352	30.474	31.743	248.2	19	1'42.730	25.472	15.303	30.435	31.520	246.5
16	1'42.856	25.656	15.390	30.414	31.396	246.0	20	1'42.873	25.480	15.291	30.531	31.571	247.7
17	1'42.760	25.498	15.257	30.528	31.477	250.5	21	1'43.106	25.532	15.285	30.543	31.746	247.1
18	1'42.893	25.529	15.414	30.500	31.450	248.2	22	1'43.249	25.578	15.336	30.654	31.681	247.1
19	1'42.708	25.493	15.313	30.516	31.386	247.7	23	1'43.490	25.556	15.393	30.697	31.844	245.4
20	1'42.632	25.345	15.339	30.388	31.560	248.2							
21	1'42.917	25.387	15.401	30.516	31.613	247.7							
22	1'42.921	25.426	15.381	30.556	31.558	248.2							
23	1'43.447	25.577	15.459	30.697	31.714	244.3							

14th 7		Lorenzo BALDA		MV Agusta Forward R		ITA	
Runs=1	Total laps=23	Full laps=19					
1	1'51.764	33.292	15.379	31.220	31.873	249.4	
2	1'42.798	25.859	15.169	30.390	31.380	246.0	
3	1'42.566	25.444	15.173	30.592	31.357	246.5	
4	1'42.553	25.369	15.240	30.483	31.461	246.0	
5	1'42.485	25.321	15.290	30.577	31.297	246.0	
6	1'42.636	25.462	15.241	30.358	31.575	247.1	
7	1'42.590 *	25.437	15.309	30.434	31.410*	245.4	
8	1'42.835	25.410	15.298	30.498	31.629	245.4	
9	1'42.713	25.368	15.377	30.548	31.420	242.1	
10	1'42.404	25.365	15.376	30.398	31.265	244.3	
11	1'43.105	25.392	15.316	30.895	31.502	244.3	
12	1'42.930	25.495	15.265	30.606	31.564	246.0	
13	1'43.007	25.432	15.432	30.485	31.658	245.4	
14	1'42.758	25.477	15.292	30.549	31.440	246.0	
15	1'42.835	25.424	15.372	30.472	31.567	243.2	
16	1'42.817 *	25.54*	15.383	30.430	31.464	241.6	
17	1'42.820	25.393	15.407	30.468	31.552	243.7	
18	1'42.867	25.414	15.440	30.488	31.525	243.2	
19	1'42.864	25.377	15.423	30.437	31.627	242.1	
20	1'42.725	25.433	15.255	30.546	31.491	247.7	
21	1'42.848 *	25.47*	15.328	30.492	31.551	244.8	
22	1'42.995	25.444	15.379	30.555	31.617	244.3	
23	1'43.377	25.535	15.413	30.696	31.733	244.8	

15th 64		Bo BENDSNEYDER		Pertamina Mandalika		NED	
Runs=1	Total laps=23	Full laps=22					
1	1'51.476	33.114	15.331	31.056	31.975	251.1	
2	1'44.289	26.749	15.195	30.856	31.489	252.9	
3	1'42.665	25.543	15.197	30.493	31.432	249.4	
4	1'42.403	25.395	15.204	30.437	31.367	249.4	
5	1'42.439	25.410	15.142	30.473	31.414	251.1	
6	1'42.706	25.466	15.263	30.490	31.487	248.8	

16th 19		Lorenzo DALLA PO		Italtrans Racing Team		ITA	
Runs=1	Total laps=23	Full laps=22					
1	1'52.633	33.991	15.414	31.414	31.814	252.9	
2	1'43.734	25.924	15.195	30.948	31.667	253.5	
3	1'42.950	25.595	15.221	30.696	31.438	251.1	
4	1'42.936	25.645	15.242	30.405	31.644	249.4	
5	1'42.917	25.464	15.220	30.615	31.618	249.4	
6	1'42.993	25.452	15.245	30.580	31.716	250.0	
7	1'42.893	25.495	15.256	30.540	31.602	248.8	
8	1'42.583	25.413	15.303	30.433	31.434	248.8	
9	1'42.696	25.427	15.277	30.492	31.500	249.4	
10	1'42.554	25.379	15.275	30.443	31.457	250.0	
11	1'42.642	25.490	15.226	30.453	31.473	250.5	
12	1'42.651	25.451	15.162	30.520	31.518	251.1	
13	1'42.803	25.565	15.180	30.555	31.503	250.0	
14	1'42.876	25.482	15.224	30.570	31.600	248.8	
15	1'42.963	25.577	15.260	30.529	31.597	248.8	
16	1'42.916	25.545	15.341	30.467	31.563	247.1	
17	1'42.816	25.480	15.309	30.459	31.568	248.2	
18	1'42.748	25.485	15.295	30.435	31.533	247.7	
19	1'42.813	25.557	15.278	30.458	31.520	248.2	
20	1'42.790	25.398	15.246	30.485	31.661	248.8	
21	1'43.535	25.656	15.349	30.812	31.718	248.8	
22	1'43.844	25.694	15.399	30.829	31.922	248.8	
23	1'44.469	25.837	15.476	31.019	32.137	247.1	

17th 55		Hafizh SYAHRIN		NTS RW Racing GP		MAL	
Runs=1	Total laps=23	Full laps=22					
1	1'53.841	34.267	15.536	31.895	32.143	248.2	
2	1'44.082	25.943	15.274	31.062	31.803	248.8	
3	1'43.379	25.572	15.211	30.848	31.748	249.4	
4	1'43.625	25.626	15.334	30.978	31.687	249.4	
5	1'42.945	25.484	15.175	30.595	31.691	249.4	
6	1'42.823	25.462	15.272	30.516	31.573	250.5	
7	1'43.002	25.628	15.261	30.582	31.531	248.8	
8	1'43.035	25.676	15.300	30.559	31.500	250.0	
9	1'42.834	25.534	15.280	30.504	31.516	248.2	
10	1'43.276	25.521	15.307	30.818	31.630	250.0	

Fastest Lap: Sam LOWES Elf Marc VDS Racing GBR 1'41.313 25.216 15.002 30.007 31.088

These data/results cannot be reproduced, stored and/or transmitted in whole or in part by any manner of electronic, mechanical, photocopying, recording, broadcasting or otherwise now known or herein after developed without the previous express consent by the copyright owner, except for reproduction in daily press and regular printed publications on sale to the public within 60 days of the event related to those data/results and always provided that copyright symbol appears together as follows below.
© DORNA, 2021

Race

Moto2

Lap	Lap Time	T1	T2	T3	T4	Speed	Lap	Lap Time	T1	T2	T3	T4	Speed
11	1'43.353	25.685	15.318	30.677	31.673	249.4	15	1'43.857	25.743	15.425	30.845	31.844	246.5
12	1'43.289	25.635	15.303	30.755	31.596	249.4	16	1'43.606	25.676	15.462	30.669	31.799	246.0
13	1'43.300	25.623	15.286	30.737	31.654	251.1	17	1'43.412	25.631	15.359	30.673	31.749	247.7
14	1'43.065	25.538	15.337	30.500	31.690	246.0	18	1'43.307	25.641	15.407	30.573	31.686	246.5
15	1'43.341	25.715	15.403	30.579	31.644	244.3	19	1'43.321	25.509	15.356	30.704	31.752	246.5
16	1'43.058	25.568	15.326	30.515	31.649	245.4	20	1'43.634	25.566	15.318	30.764	31.986	247.7
17	1'42.882	25.537	15.319	30.480	31.546	247.1	21	1'43.724	25.830	15.350	30.709	31.835	248.8
18	1'42.784	25.524	15.335	30.452	31.473	245.4	22	1'43.815	25.704	15.413	30.729	31.969	247.7
19	1'42.691	25.423	15.315	30.505	31.448	246.0	23	1'44.280	25.826	15.481	30.864	32.109	246.5
20	1'43.046	25.498	15.278	30.548	31.722	248.2							
21	1'43.096	25.509	15.262	30.659	31.666	247.7							
22	1'43.014	25.495	15.433	30.507	31.579	244.8							
23	1'43.480	25.656	15.416	30.645	31.763	243.7							

18th 13 Celestino VIETTI SKY Racing Team VR ITA

	Runs=1	Total laps=23	Full laps=19			
1	1'53.291	34.398	15.442	31.527	31.924	248.8
2	1'43.860	25.955	15.207	31.026	31.672	247.1
3	1'43.292 *	25.679	15.281	30.841	31.491*	247.1
4	1'42.926	25.424	15.190	30.614	31.698	250.0
5	1'42.825	25.521	15.165	30.590	31.549	250.5
6	1'42.900 *	25.490	15.165	30.619	31.626*	251.7
7	1'43.085	25.676	15.246	30.627	31.536	250.0
8	1'42.797	25.461	15.202	30.659	31.475	248.8
9	1'42.805	25.466	15.257	30.571	31.511	249.4
10	1'42.620	25.360	15.252	30.522	31.486	249.4
11	1'42.804	25.586	15.182	30.559	31.477	250.0
12	1'42.878	25.652	15.153	30.590	31.483	249.4
13	1'42.994	25.619	15.168	30.621	31.586	250.0
14	1'43.232	25.668	15.211	30.664	31.689	247.7
15	1'43.085	25.644	15.276	30.522	31.643	246.5
16	1'43.769	25.983	15.382	30.762	31.642	245.4
17	1'43.646 *	25.67*	15.504	30.644	31.823	247.1
18	1'43.578	25.802	15.378	30.683	31.715	243.7
19	1'43.383	25.655	15.408	30.701	31.619	243.7
20	1'43.335	25.634	15.418	30.723	31.560	245.4
21	1'43.720	25.778	15.340	30.893	31.709	246.5
22	1'43.436	25.786	15.350	30.707	31.593	246.5
23	1'43.568	25.816	15.324	30.697	31.731	248.2

19th 12 Thomas LUTHI Pertamina Mandalika SWI

	Runs=1	Total laps=23	Full laps=21			
1	1'52.919	33.756	15.611	31.727	31.825	252.3
2	1'43.654	25.711	15.386	30.943	31.614	251.1
3	1'42.977	25.519	15.224	30.694	31.540	250.5
4	1'43.137	25.560	15.233	30.664	31.680	250.0
5	1'43.153	25.670	15.272	30.639	31.572	247.7
6	1'43.031	25.565	15.300	30.531	31.635	248.2
7	1'42.931	25.487	15.310	30.439	31.695	247.1
8	1'42.632 *	25.342	15.306	30.406	31.578*	247.7
9	1'42.645	25.431	15.328	30.371	31.515	248.2
10	1'42.729	25.402	15.353	30.471	31.503	247.7
11	1'42.901	25.458	15.259	30.498	31.686	248.2
12	1'43.220	25.444	15.343	30.610	31.823	248.8
13	1'43.375	25.508	15.319	30.923	31.625	247.1
14	1'43.333	25.570	15.272	30.685	31.806	248.8

20th 5 Yari MONTELLA Lightech Speed Up ITA

	Runs=1	Total laps=23	Full laps=20			
1	1'53.188	34.135	15.575	31.493	31.985	251.1
2	1'44.267	25.796	15.337	31.289	31.845	251.1
3	1'43.545	25.548	15.339	30.928	31.730	250.0
4	1'43.108 *	25.648	15.388	30.512	31.560*	247.7
5	1'43.016	25.469	15.226	30.633	31.688	250.0
6	1'43.162	25.634	15.279	30.672	31.577	250.0
7	1'43.183 *	25.440	15.239	30.631	31.873*	250.5
8	1'42.995	25.542	15.271	30.616	31.566	250.5
9	1'42.868	25.452	15.377	30.478	31.561	247.7
10	1'43.356	25.591	15.365	30.754	31.646	248.2
11	1'43.400	25.593	15.352	30.754	31.701	248.2
12	1'43.323	25.551	15.365	30.727	31.680	247.7
13	1'43.654	25.558	15.366	30.934	31.796	247.7
14	1'43.602	25.736	15.345	30.768	31.753	247.7
15	1'43.267	25.650	15.341	30.650	31.626	247.7
16	1'43.105	25.522	15.382	30.591	31.610	247.7
17	1'43.223	25.627	15.356	30.580	31.660	248.2
18	1'43.352	25.589	15.385	30.663	31.715	247.1
19	1'43.414	25.609	15.390	30.748	31.667	246.0
20	1'43.215	25.584	15.319	30.582	31.730	247.1
21	1'43.398	25.601	15.334	30.739	31.724	247.7
22	1'43.770	25.657	15.474	30.779	31.860	246.5
23	1'43.774	25.751	15.444	30.864	31.715	246.5

21st 14 Tony ARBOLINO Liqui Moly Intact GP ITA

	Runs=1	Total laps=23	Full laps=19			
1	1'53.027	34.095	15.439	31.416	32.077	252.9
2	1'43.891	25.806	15.324	31.160	31.601	251.7
3	1'44.112	25.785	15.424	31.017	31.886	249.4
4	1'43.545	25.761	15.341	30.876	31.567	252.3
5	1'42.938	25.479	15.230	30.568	31.661	250.5
6	1'42.919	25.499	15.256	30.645	31.519	252.3
7	1'43.119 *	25.625	15.251	30.607	31.636*	251.1
8	1'44.307	25.671	15.269	31.038	32.329	251.7
9	1'43.173	25.600	15.328	30.673	31.572	250.0
10	1'42.956	25.537	15.283	30.734	31.402	251.7
11	1'43.078	25.659	15.235	30.685	31.499	251.1
12	1'43.198 *	25.709	15.281	30.667	31.541*	251.7
13	1'43.258 *	25.615	15.317	30.632	31.694*	249.4
14	1'43.450	25.678	15.321	30.855	31.596	250.0
15	1'43.297	25.672	15.338	30.749	31.538	250.5
16	1'43.342	25.670	15.365	30.685	31.622	247.7
17	1'43.209	25.581	15.324	30.689	31.615	250.5
18	1'43.101	25.546	15.320	30.727	31.508	248.2

Fastest Lap: Sam LOWES Elf Marc VDS Racing GBR 1'41.313 25.216 15.002 30.007 31.088

These data/results cannot be reproduced, stored and/or transmitted in whole or in part by any manner of electronic, mechanical, photocopying, recording, broadcasting or otherwise now known or herein after developed without the previous express consent by the copyright owner, except for reproduction in daily press and regular printed publications on sale to the public within 60 days of the event related to those data/results and always provided that copyright symbol appears together as follows below.
© DORNA, 2021

Race

Moto2

Lap	Lap Time	T1	T2	T3	T4	Speed	Lap	Lap Time	T1	T2	T3	T4	Speed
19	1'43.258	25.560	15.361	30.707	31.630	248.2	23	1'45.448	26.245	15.642	31.392	32.169	238.9
20	1'43.317	25.675	15.352	30.732	31.558	248.8	24th 6 Cameron BEAUBIE American Racing USA						
21	1'43.338	25.652	15.306	30.784	31.596	250.5	Runs=1 Total laps=23 Full laps=21						
22	1'43.609	25.682	15.441	30.835	31.651	250.0	1	1'50.900	32.500	15.181	31.616	31.603	250.5
23	1'44.037	25.872	15.399	30.912	31.854	250.5	2	1'42.615	25.455	15.161	30.659	31.340	251.1

22nd 32 Taiga HADA		NTS RW Racing GP JPN											
		Runs=1	Total laps=23	Full laps=22									
1	1'52.446	33.704	15.370	31.368	32.004	253.5	3	1'42.561	25.366	15.173	30.603	31.419	250.0
2	1'44.410	26.054	15.352	31.321	31.683	253.5	4	1'42.575	25.315	15.170	30.674	31.416	250.0
3	1'43.926	25.765	15.262	31.126	31.773	249.4	5	1'42.368	25.352	15.143	30.496	31.377	250.0
4	1'44.398	25.816	15.485	31.264	31.833	250.0	6	1'42.323	25.303	15.127	30.490	31.403	250.5
5	1'43.748	25.760	15.277	30.889	31.822	249.4	7	1'42.143	25.333	15.199	30.383	31.228	249.4
6	1'43.838	25.694	15.372	30.932	31.840	250.0	8	1'42.358	25.383	15.225	30.457	31.293	248.8
7	1'44.235	25.823	15.470	30.970	31.972	247.7	9	1'42.421	25.372	15.197	30.562	31.290	250.5
8	1'44.087	25.777	15.453	30.924	31.933	247.7	10	1'42.303	25.462	15.234	30.435	31.172	250.5
9	1'43.917	25.765	15.434	30.907	31.811	246.0	11	1'42.230	25.323	15.198	30.468	31.241	250.5
10	1'43.678	25.688	15.381	30.924	31.685	248.8	12	1'42.270	25.476	15.102	30.410	31.282	251.7
11	1'43.925	25.741	15.383	30.999	31.802	247.7	13	1'42.471	25.361	15.195	30.584	31.331	250.0
12	1'44.156	25.768	15.428	31.030	31.930	248.2	14	1'42.616	25.403	15.174	30.477	31.562	250.5
13	1'44.580	25.867	15.411	31.279	32.023	247.1	15	1'42.446	25.499	15.143	30.489	31.315	250.5
14	1'44.412	25.829	15.482	31.042	32.059	244.8	16	1'42.747	25.426	15.336	30.531	31.454	246.5
15	1'44.743	25.887	15.476	31.254	32.126	246.5	17	1'42.493	25.420	15.233	30.528	31.312	251.1
16	1'44.875	26.114	15.485	31.167	32.109	247.1	18	1'42.463	25.358	15.194	30.567	31.344	250.5
17	1'45.134	25.973	15.496	31.352	32.313	246.0	19	1'42.485	25.481	15.261	30.499	31.244	250.0
18	1'44.817	25.914	15.482	31.272	32.149	244.8	20	1'42.322	25.406	15.193	30.432	31.291	250.5
19	1'44.660	25.837	15.590	31.295	31.938	244.8	21	1'42.605	25.492	15.259	30.534	31.320	250.5
20	1'44.584	25.871	15.436	31.228	32.049	247.7	22	1'42.491	25.511	15.201	30.584	31.195	252.3
21	1'44.881	26.003	15.438	31.288	32.152	247.1	unfinished 25.387 15.234 250.5						
22	1'45.272	26.050	15.520	31.342	32.360	246.0	25th 24 Simone CORSI MV Agusta Forward R ITA						
23	1'45.654	26.225	15.568	31.494	32.367	243.7	Runs=1 Total laps=14 Full laps=12						

23rd 10 Tommaso MARCON		MV Agusta Forward R ITA											
		Runs=1	Total laps=23	Full laps=19									
1	1'53.741	34.468	15.588	31.720	31.965	247.1	1	1'52.338	33.853	15.418	31.330	31.737	250.0
2	1'44.554	25.860	15.396	31.262	32.036	244.8	2	1'42.872	25.752	15.262	30.415	31.443	247.7
3	1'44.692	25.847	15.415	31.166	32.264	244.3	3	1'42.631	25.495	15.223	30.471	31.442	246.5
4	1'45.080 *	25.941	15.627	31.211	32.301*	239.4	4	1'42.750	25.575	15.249	30.468	31.458	246.5
5	1'44.746	26.025	15.558	31.162	32.001	242.1	5	1'42.910	25.480	15.277	30.665	31.488	246.0
6	1'45.031	25.919	15.472	31.469	32.171	241.0	6	1'42.834	25.541	15.273	30.496	31.524	246.5
7	1'44.976	26.031	15.587	31.191	32.167	239.4	7	1'42.882	25.614	15.271	30.431	31.566	245.4
8	1'45.076	25.993	15.712	31.223	32.148	238.4	8	1'42.733	25.468	15.312	30.398	31.555	246.5
9	1'45.125	25.978	15.712	31.221	32.214	235.8	9	1'42.909	25.568	15.328	30.476	31.537	245.4
10	1'45.318	26.093	15.651	31.365	32.209	240.5	10	1'43.028	25.532	15.352	30.561	31.583	246.5
11	1'45.434	26.192	15.722	31.332	32.188	238.9	11	1'42.881	25.551	15.318	30.515	31.497	246.0
12	1'45.697	26.288	15.690	31.376	32.343	239.4	12	1'43.065	25.603	15.328	30.547	31.587	245.4
13	1'45.334	26.306	15.664	31.350	32.014	238.4	13	1'42.767	25.500	15.332	30.498	31.437	244.8
14	1'45.413	26.167	15.577	31.369	32.300	238.4	unfinished 25.518 15.328 30.474 244.3						
15	1'45.304	26.243	15.684	31.227	32.150	240.5	26th 75 Albert ARENAS Inde Aspar Team SPA						
16	1'45.233 *	26.04 *	15.665	31.274	32.253	239.4	Runs=1 Total laps=12 Full laps=9						
17	1'45.154	26.273	15.605	31.069	32.207	239.4	1	1'52.032	33.504	15.384	31.319	31.825	252.3
18	1'44.677	26.070	15.622	31.121	31.864	237.3	2	1'43.975	26.268	15.209	30.876	31.622	252.9
19	1'45.647	26.641	15.629	31.280	32.097	238.9	3	1'43.898	25.651	15.222	31.532	31.493	250.0
20	1'44.982 *	26.131	15.512	31.273	32.066*	241.0	4	1'43.664	25.637	15.263	30.661	32.103	248.8
21	1'45.441	26.299	15.673	31.398	32.071	238.4	5	1'43.033	25.539	15.218	30.704	31.572	250.5
22	1'45.837	26.141	15.620	31.599	32.477	239.4	6	1'43.061	25.567	15.260	30.655	31.579	250.5
							7	1'43.625 *	25.705	15.331	30.715	31.874*	248.8
							8	1'44.219	25.551	15.312	31.570	31.786	248.2
							9	1'43.199	25.592	15.320	30.689	31.598	248.2

Fastest Lap: Sam LOWES	Elf Marc VDS Racing	GBR	1'41.313	25.216	15.002	30.007	31.088
-------------------------------	---------------------	-----	-----------------	--------	--------	--------	--------

These data/results cannot be reproduced, stored and/or transmitted in whole or in part by any manner of electronic, mechanical, photocopying, recording, broadcasting or otherwise now known or herein after developed without the previous express consent by the copyright owner, except for reproduction in daily press and regular printed publications on sale to the public within 60 days of the event related to those data/results and always provided that copyright symbol appears together as follows below.
© DORNA, 2021



Race

Moto2

Lap	Lap Time	T1	T2	T3	T4	Speed	Lap	Lap Time	T1	T2	T3	T4	Speed
10	1'43.177	25.617	15.368	30.661	31.531	247.7							
11	1'43.043	25.619	15.268	30.602	31.554	248.2							
	unfinished	25.631	15.223			250.0							

27th 40 Hector GARZO		Flexbox HP40				SPA
		Runs=1	Total laps=6	Full laps=4		
1	1'51.516	33.429	15.346	30.921	31.820	257.1
2	1'43.420	26.429	15.186	30.429	31.376	250.0
3	1'42.517	25.425	15.139	30.638	31.315	250.0
4	1'42.633	25.552	15.188	30.551	31.342	249.4
5	1'42.195	25.406	15.203	30.404	31.182	250.0
	unfinished	25.603	15.225			251.7

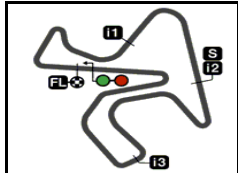
28th 35 Somkiat CHANTRA		IDEMITSU Honda Te				THA
		Runs=1	Total laps=4	Full laps=2		
1	1'52.552	33.594	15.391	31.715	31.852	254.1
2	1'43.619	25.858	15.185	30.926	31.650	255.3
3	1'42.811	25.580	15.186	30.624	31.421	252.3
	unfinished	25.471	15.099	30.424		250.5

29th 37 Augusto FERNAND		Elf Marc VDS Racing				SPA
		Runs=1	Total laps=3	Full laps=1		
1	1'48.331	31.504	15.149	30.251	31.427	245.4
2	1'41.787	25.300	15.086	30.149	31.252	249.4
	unfinished	25.550	15.124			250.0

30th 11 Nicolò BULEGA		Federal Oil Gresini M				ITA
		Runs=1	Total laps=3	Full laps=1		
1	1'51.915	33.389	15.336	31.316	31.874	251.7
2	1'42.385	25.504	15.089	30.386	31.406	248.2
	unfinished	25.448	15.184			250.0

Fastest Lap: Sam LOWES Elf Marc VDS Racing GBR **1'41.313** 25.216 15.002 30.007 31.088

These data/results cannot be reproduced, stored and/or transmitted in whole or in part by any manner of electronic, mechanical, photocopying, recording, broadcasting or otherwise now known or herein after developed without the previous express consent by the copyright owner, except for reproduction in daily press and regular printed publications on sale to the public within 60 days of the event related to those data/results and always provided that copyright symbol appears together as follows below.
© DORNA, 2021



4423 m.

GRAN PREMIO RED BULL DE ESPAÑA

2021 Rookie of the Year Classification

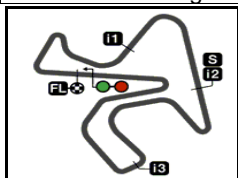
Moto2™

36

Rider	Nation	Points	Leader Previous	QAT	DOH	POR	SPA	FRA	ITA	CAT	GER	NED	FIN	AUT	GBR	ARA	RSM	JPN	THA	AUS	MAL	VAL	
1 FERNANDEZ Raul	SPA	63		11	16	25	11																
2 OGURA Ai	JPN	20	43	43	-	11	-	9															
3 VIETTI Celestino	ITA	13	50	7	4	9	-	-															
4 BEAUBIER Cameron	USA	12	51	1	5	-	7	-															
5 ARBOLINO Tony	ITA	5	58	7	-	5	-	-															
6 ARENAS Albert	SPA	4	59	1	-	1	3	-															

These data/results cannot be reproduced, stored and/or transmitted in whole or in part by any manner of electronic, mechanical, photocopying, recording, broadcasting or otherwise now known or herein after developed without the previous express consent by the copyright owner, except for reproduction in daily press and regular printed publications on sale to the public within 60 days of the event related to those data/results and always provided that copyright symbol appears together as follows below.
© DORNA, 2021





4423 m.

2021 Riders Performance

(Qualifying Position - Starting Position - Race Position)

37

Rider	Points	QAT	DOH	POR	SPA	FRA	ITA	CAT	GER	NED	FIN	AUT	GBR	ARA	RSM	JPN	THA	AUS	MAL	VAL
1 GARDNER Remy	69	6 6-2	2 2-2	2 2-3	1 1-4	-	-	-	-	-	-	-	-	-	-	-	-	-	-	-
2 LOWES Sam	66	1 1-1	1 1-1	1 1-NL	5 5-3	-	-	-	-	-	-	-	-	-	-	-	-	-	-	-
3 FERNANDEZ Raul	63	2 2-5	4 4-3	10 10-1	4 4-5	-	-	-	-	-	-	-	-	-	-	-	-	-	-	-
4 BEZZECCHI Marco	56	4 4-4	3 3-4	5 5-6	3 3-2	-	-	-	-	-	-	-	-	-	-	-	-	-	-	-
5 DI GIANNANTONIO Fabio	52	8 7-3	7 7-10	16 16-11	2 2-1	-	-	-	-	-	-	-	-	-	-	-	-	-	-	-
6 ROBERTS Joe	31	5 5-6	8 8-NC	8 8-4	8 8-8	-	-	-	-	-	-	-	-	-	-	-	-	-	-	-
7 CANET Aron	30	12 12-13	9 9-NC	9 9-2	11 10-9	-	-	-	-	-	-	-	-	-	-	-	-	-	-	-
8 VIERGE Xavi	26	15 15-NC	19 19-9	3 3-7	6 6-6	-	-	-	-	-	-	-	-	-	-	-	-	-	-	-
9 FERNANDEZ Augusto	23	21 21-14	10 10-6	6 6-5	7 7-NC	-	-	-	-	-	-	-	-	-	-	-	-	-	-	-
10 OGURA Ai	20	19 19-17	6 6-5	4 4-NC	9 9-7	-	-	-	-	-	-	-	-	-	-	-	-	-	-	-
11 SCHROTTER Marcel	20	13 13-8	16 16-NC	19 19-10	18 17-10	-	-	-	-	-	-	-	-	-	-	-	-	-	-	-
12 VIETTI Celestino	13	10 9-12	18 18-7	23 23-NC	29 28-18	-	-	-	-	-	-	-	-	-	-	-	-	-	-	-
13 NAVARRO Jorge	13	9 8-10	17 17-13	30 30-22	12 11-12	-	-	-	-	-	-	-	-	-	-	-	-	-	-	-

NC=Not classified NL=Not finished first lap NP=Not started race re-start N2=Not finished first lap race re-start EX=Excluded NS=Not Started DS=Disqualified

These data/results cannot be reproduced, stored and/or transmitted in whole or in part by any manner of electronic, mechanical, photocopying, recording, broadcasting or otherwise now known or herein after developed without the previous express consent by the copyright owner, except for reproduction in daily press and regular printed publications on sale to the public within 60 days of the event related to those data/results and always provided that copyright symbol appears together as follows below.
 © DORNA, 2021



	Rider	Points	QAT	DOH	POR	SPA	FRA	ITA	CAT	GER	NED	FIN	AUT	GBR	ARA	RSM	JPN	THA	AUS	MAL	VAL
14	BEAUBIER Cameron	12	22 22-11	14 14-NC	13 13-9	16 15-NC	-	-	-	-	-	-	-	-	-	-	-	-	-	-	-
15	BENDSNEYDER Bo	12	3 3-9	15 15-12	26 26-NC	15 14-15	-	-	-	-	-	-	-	-	-	-	-	-	-	-	-
16	MANZI Stefano	11	24 24-19	11 11-8	20 20-NC	19 18-13	-	-	-	-	-	-	-	-	-	-	-	-	-	-	-
17	DIXON Jake	9	7 10-7	5 5-NC	14 14-NC	10 -NS	-	-	-	-	-	-	-	-	-	-	-	-	-	-	-
18	GARZO Hector	8	25 25-NC	26 26-16	12 12-8	20 19-NC	-	-	-	-	-	-	-	-	-	-	-	-	-	-	-
19	RAMIREZ Marcos	6	20 20-NC	-	17 17-15	14 13-11	-	-	-	-	-	-	-	-	-	-	-	-	-	-	-
20	DALLA PORTA Lorenzo	6	14 14-18	24 24-14	21 21-12	23 22-16	-	-	-	-	-	-	-	-	-	-	-	-	-	-	-
21	ARBOLINO Tony	5	18 18-16	20 20-11	25 25-16	24 23-21	-	-	-	-	-	-	-	-	-	-	-	-	-	-	-
22	ARENAS Albert	4	23 23-21	12 12-15	7 7-13	17 16-NC	-	-	-	-	-	-	-	-	-	-	-	-	-	-	-
23	BALDASSARRI Lorenzo	4	26 26-NC	25 25-20	24 24-14	21 20-14	-	-	-	-	-	-	-	-	-	-	-	-	-	-	-
24	LUTHI Thomas	1	17 17-15	21 21-NC	22 22-17	26 25-19	-	-	-	-	-	-	-	-	-	-	-	-	-	-	-
25	SYAHRIN Hafizh	0	28 28-NC	27 27-21	27 27-18	28 27-17	-	-	-	-	-	-	-	-	-	-	-	-	-	-	-
26	BULEGA Nicolò	0	11 11-22	13 13-17	15 15-NC	13 12-NC	-	-	-	-	-	-	-	-	-	-	-	-	-	-	-
27	MONTELLA Yari	0	27 27-20	22 22-18	18 18-NC	27 26-20	-	-	-	-	-	-	-	-	-	-	-	-	-	-	-
28	CHANTRA Somkiat	0	16 16-NC	23 23-19	11 11-21	22 21-NC	-	-	-	-	-	-	-	-	-	-	-	-	-	-	-
29	PONS Miquel	0	-	-	28 28-19	-	-	-	-	-	-	-	-	-	-	-	-	-	-	-	-

NC=Not classified NL=Not finished first lap NP=Not started race re-start N2=Not finished first lap race re-start EX=Excluded NS=Not Started DS=Disqualified

These data/results cannot be reproduced, stored and/or transmitted in whole or in part by any manner of electronic, mechanical, photocopying, recording, broadcasting or otherwise now known or herein after developed without the previous express consent by the copyright owner, except for reproduction in daily press and regular printed publications on sale to the public within 60 days of the event related to those data/results and always provided that copyright symbol appears together as follows below.
© DORNA, 2021

Official MotoGP Timing by TISSOT
www.motogp.com



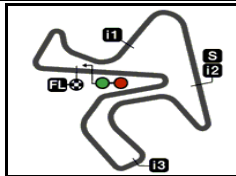
	Rider	Points	QAT	DOH	POR	SPA	FRA	ITA	CAT	GER	NED	FIN	AUT	GBR	ARA	RSM	JPN	THA	AUS	MAL	VAL
30	ROGERS Fraser	0			29																
			-	-	29-20	-	-	-	-	-	-	-	-	-	-	-	-	-	-	-	-
31	HADA Taiga	0				30															
			-	-	-	29-22	-	-	-	-	-	-	-	-	-	-	-	-	-	-	-
32	MARCON Tommaso	0		28		31															
			-	28-NC	-	30-23	-	-	-	-	-	-	-	-	-	-	-	-	-	-	-
33	CORSI Simone	0	29			25															
			-NS	-	-	24-NC	-	-	-	-	-	-	-	-	-	-	-	-	-	-	-

NC=Not classified NL=Not finished first lap NP=Not started race re-start N2=Not finished first lap race re-start EX=Excluded NS=Not Started DS=Disqualified

These data/results cannot be reproduced, stored and/or transmitted in whole or in part by any manner of electronic, mechanical, photocopying, recording, broadcasting or otherwise now known or herein after developed without the previous express consent by the copyright owner, except for reproduction in daily press and regular printed publications on sale to the public within 60 days of the event related to those data/results and always provided that copyright symbol appears together as follows below.
© DORNA, 2021

Official MotoGP Timing byTISSOT
www.motogp.com





4423 m.

GRAN PREMIO RED BULL DE ESPAÑA

Official Starting Grid

Race : 23 laps = 101.729 km



1	1 1'40.667 87 Remy GARDNER Kalex	2 1'40.738 21 Fabio DI GIANNANTONIO Kalex	3 1'40.753 72 Marco BEZZECCHI Kalex
2	4 1'40.808 25 Raul FERNANDEZ Kalex	5 1'40.833 22 Sam LOWES Kalex	6 1'41.038 97 Xavi VIERGE Kalex
3	7 1'41.210 37 Augusto FERNANDEZ Kalex	8 1'41.235 16 Joe ROBERTS Kalex	9 1'41.251 79 Ai OGURA Kalex
4	10 1'41.329 44 Aron CANET Boscoscuro	11 1'41.458 9 Jorge NAVARRO Boscoscuro	12 1'41.521 11 Nicolò BULEGA Kalex
5	13 1'41.704 42 Marcos RAMIREZ Kalex	14 1'41.714 64 Bo BENDSNEYDER Kalex	15 1'41.736 6 Cameron BEAUBIER Kalex
6	16 1'41.933 75 Albert ARENAS Boscoscuro	17 1'41.945 23 Marcel SCHROTTER Kalex	18 1'41.483 62 Stefano MANZI Kalex
7	19 1'41.521 40 Hector GARZO Kalex	20 1'41.557 7 Lorenzo BALDASSARRI MV Agusta	21 1'41.601 35 Somkiat CHANTRA Kalex
8	22 1'41.636 19 Lorenzo DALLA PORTA Kalex	23 1'41.675 14 Tony ARBOLINO Kalex	24 1'41.705 24 Simone CORSI MV Agusta

FIM MotoGP Stewards long lap penalty for riders #3

The results are provisional until the end of the limit for protest and appeals and until the ratification of the Event Management Committee.

Time limit for protest expires 60' at the latest after publication of the results - Time:

These data/results cannot be reproduced, stored and/or transmitted in whole or in part by any manner of electronic, mechanical, photocopying, recording, broadcasting or otherwise now known or herein after developed without the previous express consent by the copyright owner, except for reproduction in daily press and regular printed publications on sale to the public within 60 days of the event related to those data/results and always provided that copyright symbol appears together as follows below.

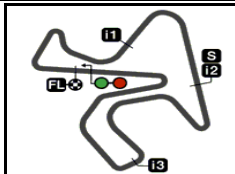
© DORNA, 2021

Official MotoGP Timing by TISSOT
www.motogp.com

Jerez de la Frontera, Sunday, May 02, 2021

Page 1 of 2





4423 m.

GRAN PREMIO RED BULL DE ESPAÑA

Official Starting Grid

Race : 23 laps = 101.729 km

9

25
1'41.841
12 Thomas LUTHI
Kalex

26
1'41.974
5 Yari MONTELLA
Boscoscuro

27
1'42.124
55 Hafizh SYAHRIN
NTS

10

28
1'42.159
13 Celestino VIETTI
Kalex

29
1'43.014
32 Taiga HADA
NTS

30
1'43.271
10 Tommaso MARCON
MV Aqusta

FIM MotoGP Stewards long lap penalty for riders #3

The results are provisional until the end of the limit for protest and appeals and until the ratification of the Event Management Committee.

Time limit for protest expires 60' at the latest after publication of the results - Time:

These data/results cannot be reproduced, stored and/or transmitted in whole or in part by any manner of electronic, mechanical, photocopying, recording, broadcasting or otherwise now known or herein after developed without the previous express consent by the copyright owner, except for reproduction in daily press and regular printed publications on sale to the public within 60 days of the event related to those data/results and always provided that copyright symbol appears together as follows below.

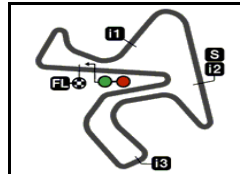
© DORNA, 2021

Official MotoGP Timing by **TISSOT**
www.motogp.com

Jerez de la Frontera, Sunday, May 02, 2021

Page 2 of 2






4423 m.

GRAN PREMIO RED BULL DE ESPAÑA

Race

Top Speed & Average

	Rider	Nation	Motorcycle	Top 5 speeds					Average	Top
40	Hector GARZO	SPA	KALEX	257.1	251.7	250.0	250.0	250.0	251.8	257.1
35	Somkiat CHANTRA	THA	KALEX	255.3	254.1	252.3	250.5		253.1	255.3
62	Stefano MANZI	ITA	KALEX	254.1	250.5	250.5	250.5	250.5	251.1	254.1
72	Marco BEZZECCHI	ITA	KALEX	254.1	254.1	253.5	252.3	252.3	253.3	254.1
19	Lorenzo DALLA PORTA	ITA	KALEX	253.5	252.9	251.1	251.1	250.5	251.8	253.5
32	Taiga HADA	JPN	NTS	253.5	253.5	250.0	250.0	249.4	251.0	253.5
14	Tony ARBOLINO	ITA	KALEX	252.9	252.3	252.3	251.7	251.7	252.0	252.9
42	Marcos RAMIREZ	SPA	KALEX	252.9	252.3	249.4	249.4	249.4	250.3	252.9
64	Bo BENDSNEYDER	NED	KALEX	252.9	251.1	251.1	249.4	249.4	250.2	252.9
75	Albert ARENAS	SPA	BOSCOSCURO	252.9	252.3	250.5	250.5	250.0	251.0	252.9
79	Ai OGURA	JPN	KALEX	252.9	252.9	252.3	252.3	252.3	252.5	252.9
6	Cameron BEAUBIER	USA	KALEX	252.3	251.7	251.1	251.1	250.5	250.8	252.3
12	Thomas LUTHI	SWI	KALEX	252.3	251.1	250.5	250.0	248.8	250.0	252.3
25	Raul FERNANDEZ	SPA	KALEX	252.3	251.1	251.1	251.1	251.1	251.3	252.3
87	Remy GARDNER	AUS	KALEX	252.3	250.0	249.4	249.4	248.8	249.5	252.3
11	Nicolò BULEGA	ITA	KALEX	251.7	250.0	248.2			250.0	251.7
13	Celestino VIETTI	ITA	KALEX	251.7	250.5	250.0	250.0	250.0	250.4	251.7
22	Sam LOWES	GBR	KALEX	251.7	251.1	250.5	250.0	250.0	250.6	251.7
5	Yari MONTELLA	ITA	BOSCOSCURO	251.1	251.1	250.5	250.5	250.0	250.5	251.1
9	Jorge NAVARRO	SPA	BOSCOSCURO	251.1	251.1	251.1	251.1	250.5	250.7	251.1
16	Joe ROBERTS	USA	KALEX	251.1	250.0	250.0	248.8	248.8	249.7	251.1
44	Aron CANET	SPA	BOSCOSCURO	251.1	251.1	250.0	250.0	249.4	250.3	251.1
55	Hafiz SYAHRIN	MAL	NTS	251.1	250.5	250.0	250.0	249.4	249.8	251.1
97	Xavi VIERGE	SPA	KALEX	251.1	250.0	249.4	249.4	249.4	249.7	251.1
23	Marcel SCHROTTER	GER	KALEX	250.0	250.0	250.0	250.0	249.4	249.7	250.0
24	Simone CORSI	ITA	MV AGUSTA	250.0	247.7	246.5	246.5	246.5	247.2	250.0
37	Augusto FERNANDEZ	SPA	KALEX	250.0	249.4	245.4			248.3	250.0
7	Lorenzo BALDASSARRI	ITA	MV AGUSTA	249.4	247.7	247.1	246.5	246.0	246.7	249.4
21	Fabio DI GIANNANTONIO	ITA	KALEX	249.4	248.8	248.8	248.2	248.2	248.4	249.4
10	Tommaso MARCON	ITA	MV AGUSTA	247.1	244.8	244.3	242.1	241.0	243.4	247.1

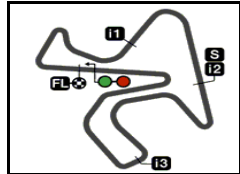
These data/results cannot be reproduced, stored and/or transmitted in whole or in part by any manner of electronic, mechanical, photocopying, recording, broadcasting or otherwise now known or herein after developed without the previous express consent by the copyright owner, except for reproduction in daily press and regular printed publications on sale to the public within 60 days of the event related to those data/results and always provided that copyright symbol appears together as follows below.

© DORNA, 2021

Official MotoGP Timing by TISSOT
www.motogp.com




Jerez de la Frontera, Sunday, May 02, 2021



4423 m.

GRAN PREMIO RED BULL DE ESPAÑA
Race
Fastest Laps Sequence

<i>Lap</i>	<i>Race Time</i>	 <i>Rider</i>	<i>Nation</i>	<i>Motorcycle</i>	<i>Time</i>	<i>Km/h</i>	<i>Riders's Lap</i>
2	3'29.062	21 Fabio DI GIANNANTONI	ITA	KALEX	1'41.524	156.8	2
3	5'11.558	25 Raul FERNANDEZ	SPA	KALEX	1'41.394	157.0	3
3	5'12.196	22 Sam LOWES	GBR	KALEX	1'41.313	157.1	3

These data/results cannot be reproduced, stored and/or transmitted in whole or in part by any manner of electronic, mechanical, photocopying, recording, broadcasting or otherwise now known or herein after developed without the previous express consent by the copyright owner, except for reproduction in daily press and regular printed publications on sale to the public within 60 days of the event related to those data/results and always provided that copyright symbol appears together as follows below.

© DORNA, 2021

Official MotoGP Timing by TISSOT
 www.motogp.com

Jerez de la Frontera, Sunday, May 02, 2021

